

3rd Grade

Unit 4: Responsibility: My Classroom, Community and Country

Essential Question #2: What are our rights and responsibilities as members of a community?

Lesson Title: Patriotic Symbols and Traditions

SS Standard III, Objective 1

Art Standard IV, Objective 2, 3

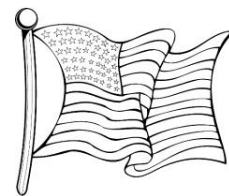
Implementation Time: 45 minutes

Media Resources Needed: CD ROM *Our Flag* by Grant Carter, Granite School District; any picture book that illustrates patriotism/patriotic symbols; computer & LCD projector

Materials Needed: writing paper and clean sheets of 8.5" X11" paper (1 per student), magazines, newspapers, access to computer graphics


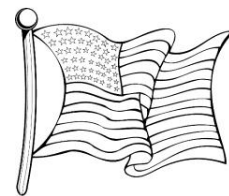
Procedure:

1. Show the CD ROM *Our Flag* to students. The CD introduces flag etiquette, the pledge, history of the flag, and patriotic tunes.
2. Pause after each slide and allow students to complete the *Stop and Write* activity (this does not need to be photo copied, students can create their own from the example).
3. Read the picture book, stopping periodically to point out patriotic symbols and traditions.
4. Discuss as a class how our **rights** and **responsibilities** are reflected in our patriotic symbols and traditions.



Assessment:

Assign students to create an 8.5" X 11" patriotic collage using images of patriotism, symbolism, responsibility and rights. Have students write their names on the back of their collage. Collect for use in next lesson.



and Write

Although **I already knew** that _____,
today **I learned** _____
_____.

Although **I already knew** that _____,
today **I learned** _____
_____.

Although **I already knew** that _____,
today **I learned** _____
_____.

Although **I already knew** that _____,
today **I learned** _____
_____.